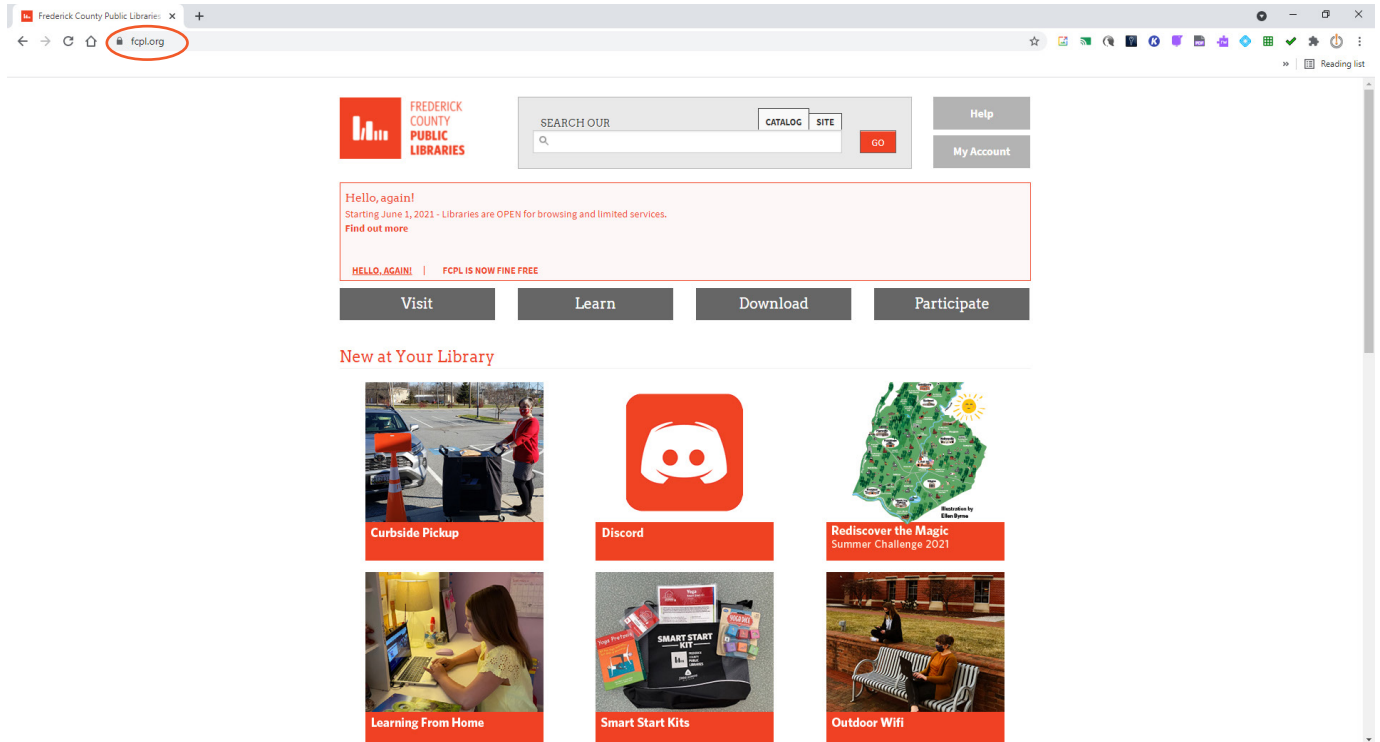


# > how to access LinkedIn Learning Adobe CC tutorial

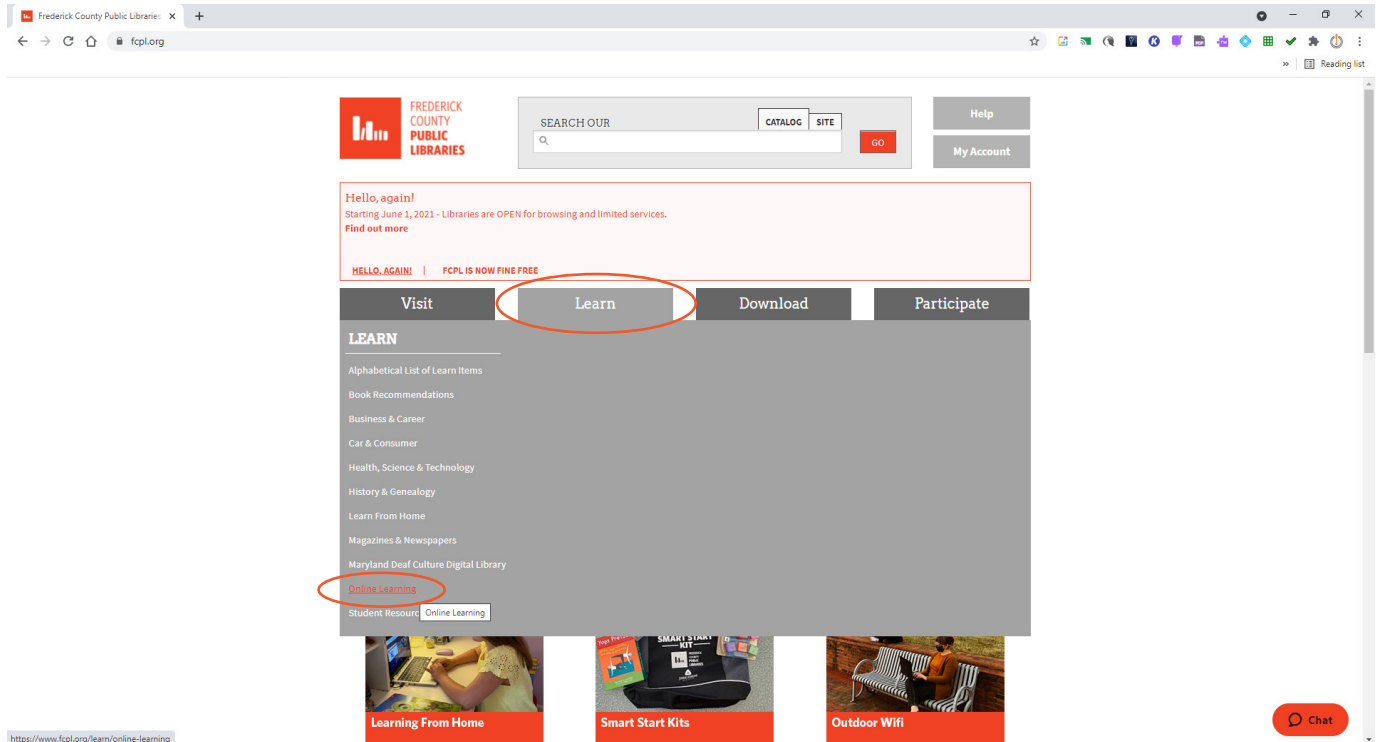
> step 1: go to fcpl.org



The screenshot shows a web browser window with the address bar containing "fcpl.org". The website header includes the Frederick County Public Libraries logo, a search bar with "SEARCH OUR" and "GO" buttons, and links for "CATALOG", "SITE", "Help", and "My Account". A message box states: "Hello, again! Starting June 1, 2021 - Libraries are OPEN for browsing and limited services. Find out more". Below this is a navigation bar with buttons for "Visit", "Learn", "Download", and "Participate". A section titled "New at Your Library" features six tiles: "Curbside Pickup" (with a photo of a person at a car), "Discord" (with the Discord logo), "Rediscover the Magic Summer Challenge 2021" (with a map), "Learning From Home" (with a photo of a person at a laptop), "Smart Start Kits" (with a photo of a laptop and books), and "Outdoor Wifi" (with a photo of people on a bench).

# > how to access LinkedIn Learning Adobe CC tutorial

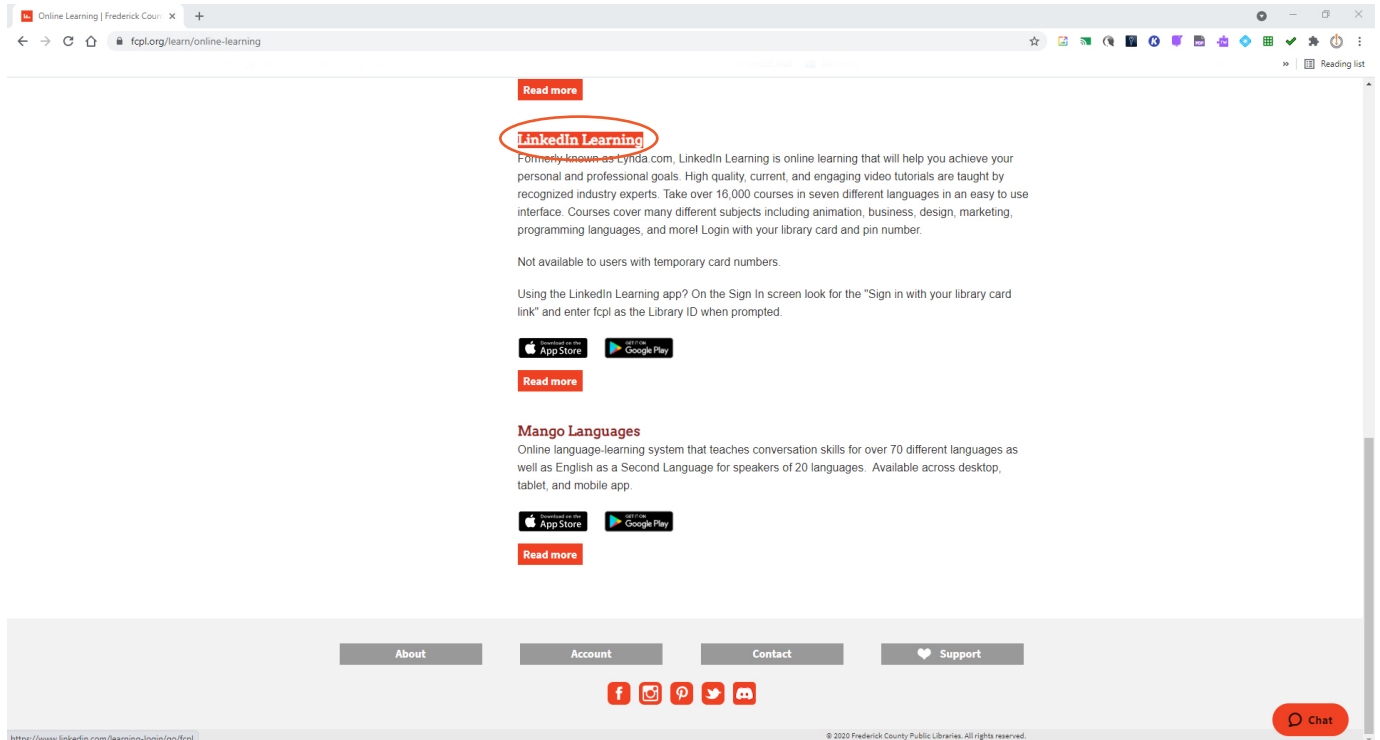
> step 2: select the Learn tab then select Online Learning



The screenshot shows the Frederick County Public Libraries website. At the top left is the logo for Frederick County Public Libraries. To the right is a search bar with the text "SEARCH OUR" and a "GO" button. Further right are links for "CATALOG", "SITE", "Help", and "My Account". Below the search bar is a message: "Hello, again! Starting June 1, 2021 - Libraries are OPEN for browsing and limited services. Find out more". Below this is a navigation bar with four tabs: "Visit", "Learn", "Download", and "Participate". The "Learn" tab is circled in red. Below the navigation bar is a "LEARN" section with a list of categories: "Alphabetical List of Learn Items", "Book Recommendations", "Business & Career", "Car & Consumer", "Health, Science & Technology", "History & Genealogy", "Learn From Home", "Magazines & Newspapers", "Maryland Deaf Culture Digital Library", "Online Learning", and "Student Resource". The "Online Learning" link is circled in red. Below the list are three featured items: "Learning From Home", "Smart Start Kits", and "Outdoor Wifi". At the bottom left is the URL "https://www.fcpl.org/learn/online-learning". At the bottom right is a "Chat" button.

# > how to access LinkedIn Learning Adobe CC tutorial

## > step 3: scroll down and select LinkedIn Learning

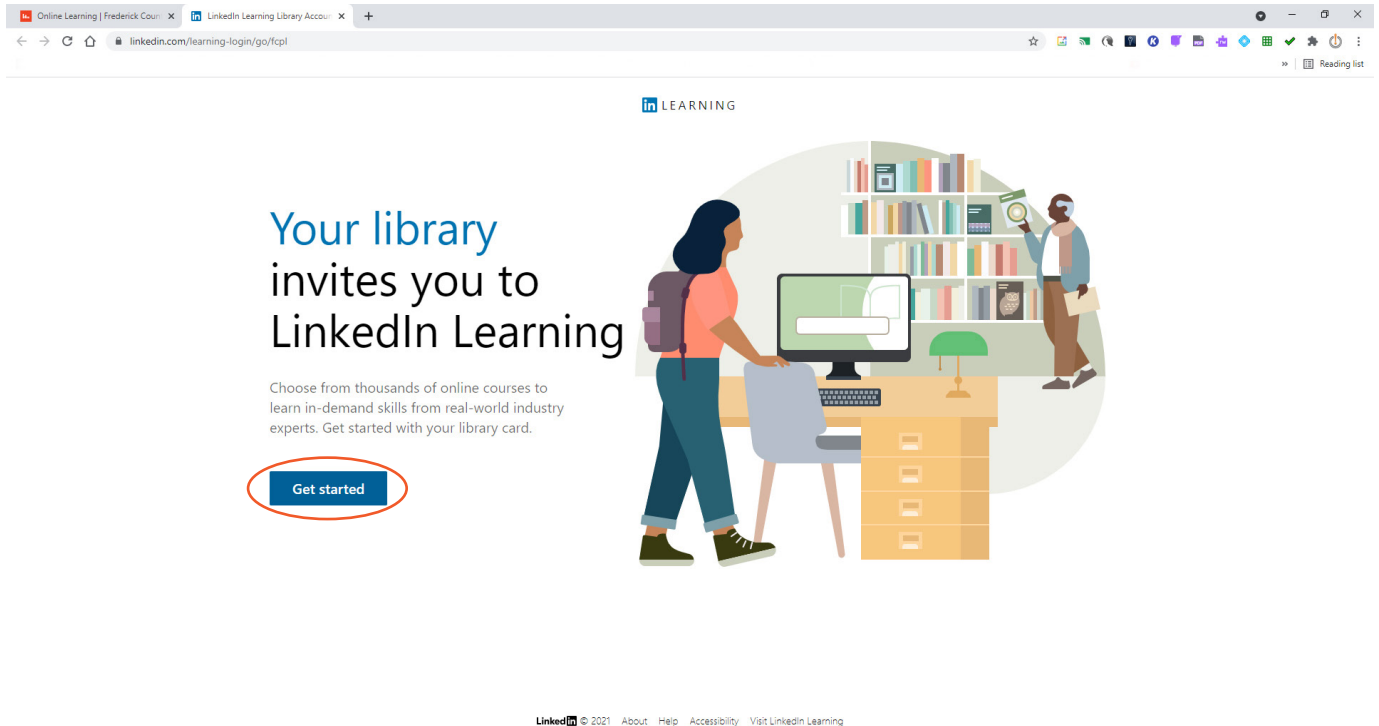


The screenshot shows a web browser window with the URL <https://www.linkedin.com/learning-login/go/fcpl>. The page content includes:

- A red "Read more" button above the "LinkedIn Learning" section.
- The "LinkedIn Learning" link, which is circled in red in the image.
- Text describing LinkedIn Learning: "Formerly known as Lynda.com, LinkedIn Learning is online learning that will help you achieve your personal and professional goals. High quality, current, and engaging video tutorials are taught by recognized industry experts. Take over 16,000 courses in seven different languages in an easy to use interface. Courses cover many different subjects including animation, business, design, marketing, programming languages, and more! Login with your library card and pin number."
- Text: "Not available to users with temporary card numbers."
- Text: "Using the LinkedIn Learning app? On the Sign In screen look for the 'Sign in with your library card link' and enter fcpl as the Library ID when prompted."
- Buttons for "Download on the App Store" and "GET IT ON Google Play".
- Another red "Read more" button below the app buttons.
- The "Mango Languages" section, which includes text: "Online language-learning system that teaches conversation skills for over 70 different languages as well as English as a Second Language for speakers of 20 languages. Available across desktop, tablet, and mobile app."
- Buttons for "Download on the App Store" and "GET IT ON Google Play".
- A second red "Read more" button below the app buttons.
- A footer navigation bar with buttons for "About", "Account", "Contact", and "Support".
- Social media icons for Facebook, Instagram, Pinterest, Twitter, and YouTube.
- A "Chat" button in the bottom right corner.
- Page number "1" in the bottom right corner.

# > how to access LinkedIn Learning Adobe CC tutorial

## > step 4: select Get Started



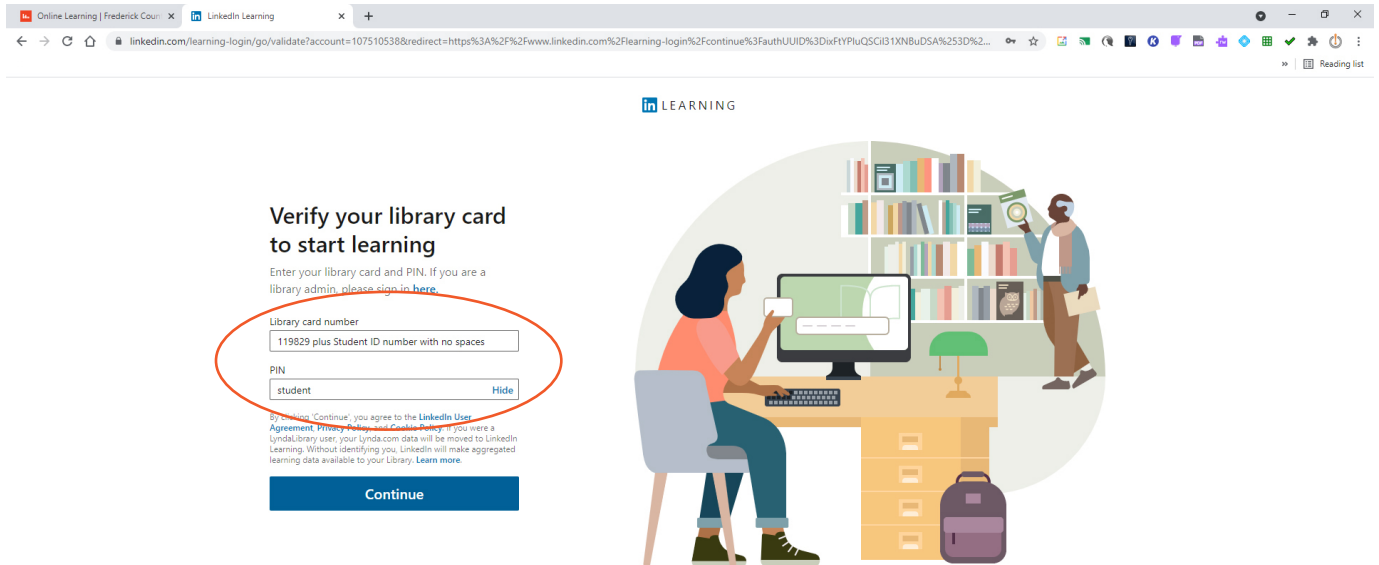
The screenshot shows a web browser window with two tabs: 'Online Learning | Frederick Cour...' and 'LinkedIn Learning Library Accou...'. The address bar shows 'linkedin.com/learning-login/go/fcpl'. The main content area features the LinkedIn Learning logo, the text 'Your library invites you to LinkedIn Learning', and a sub-headline: 'Choose from thousands of online courses to learn in-demand skills from real-world industry experts. Get started with your library card.' A blue 'Get started' button is circled in red. An illustration of a woman at a computer and a man in a library is also present.

LinkedIn © 2021 About Help Accessibility Visit LinkedIn Learning

# > how to access LinkedIn Learning Adobe CC tutorial

## > step 5: enter your library card number and PIN

- your library card number is 119829 plus your Student ID number- no spaces!
- your password is student



Online Learning | Frederick Cour... x LinkedIn Learning x +

linkedin.com/learning-login/go/validate?account=107510538&redirect=https%3A%2F%2Fwww.linkedin.com%2Flearning-login%2Fcontinue%3FauthUIID%3DixFYPluQSCiB1XNBUdSA%253D%2...

LinkedIn LEARNING

### Verify your library card to start learning

Enter your library card and PIN. If you are a library admin, please sign in [here](#).

Library card number  
119829 plus Student ID number with no spaces

PIN  
student [Hide](#)

By clicking "Continue", you agree to the [LinkedIn User Agreement](#), [Privacy Policy](#), and [Cookie Policy](#). If you were a lynda.com library user, your lynda.com data will be moved to LinkedIn Learning. Without identifying you, LinkedIn will make aggregated learning data available to your Library. [Learn more](#).

[Continue](#)

LinkedIn © 2021 About Help Accessibility Visit LinkedIn Learning

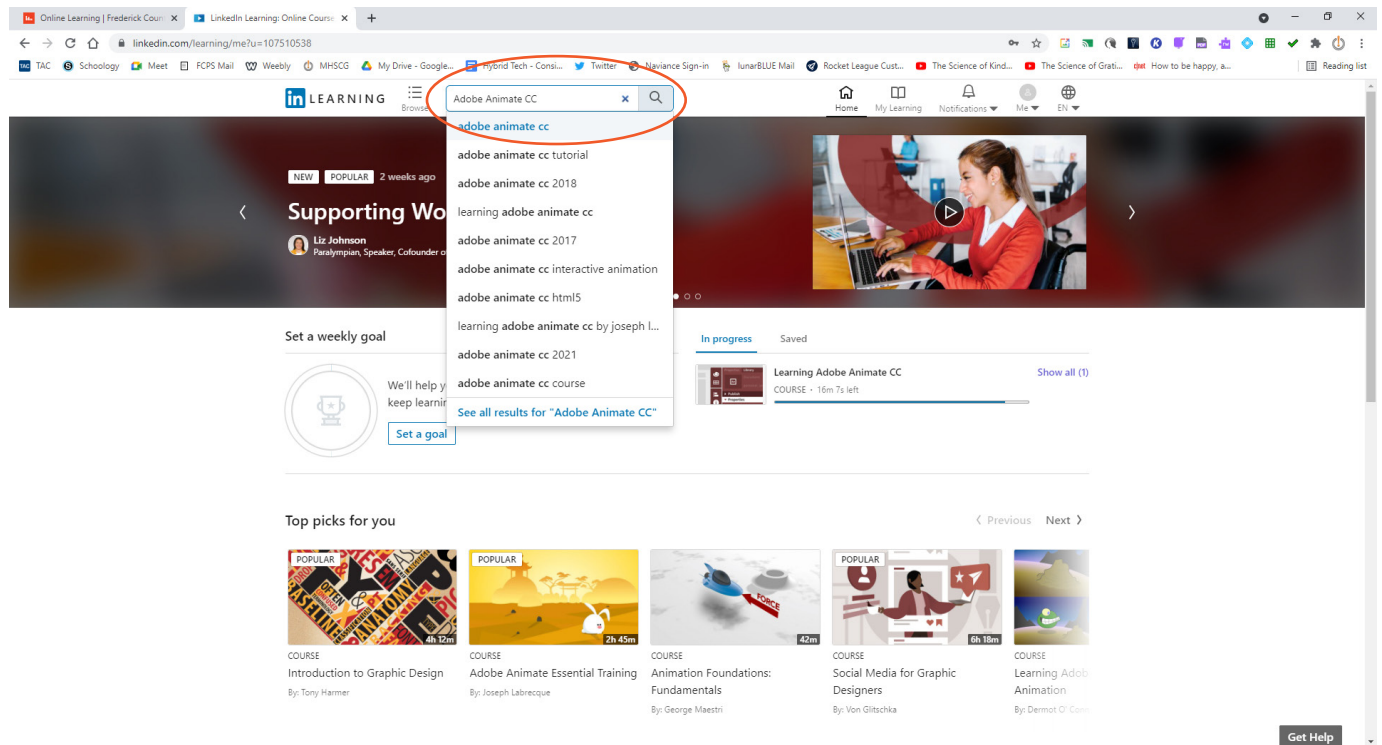
# > how to access LinkedIn Learning Adobe CC tutorial

## > step 6: select Animation and Graphic Design as interests

- there is no screenshot for this step
- you will see a series of interest topics in boxes
- scroll down to Creative
- select Animation and Graphic Design

## > step 7: search for desired Adobe CC program

- enter Adobe Photoshop CC, Adobe Illustrator CC or Adobe Animate CC



The screenshot shows the LinkedIn Learning interface. At the top, the search bar contains the text "Adobe Animate CC". A dropdown menu is visible below the search bar, listing several search results:

- adobe animate cc
- adobe animate cc tutorial
- adobe animate cc 2018
- learning adobe animate cc
- adobe animate cc 2017
- adobe animate cc interactive animation
- adobe animate cc html5
- learning adobe animate cc by joseph l...
- adobe animate cc 2021
- adobe animate cc course

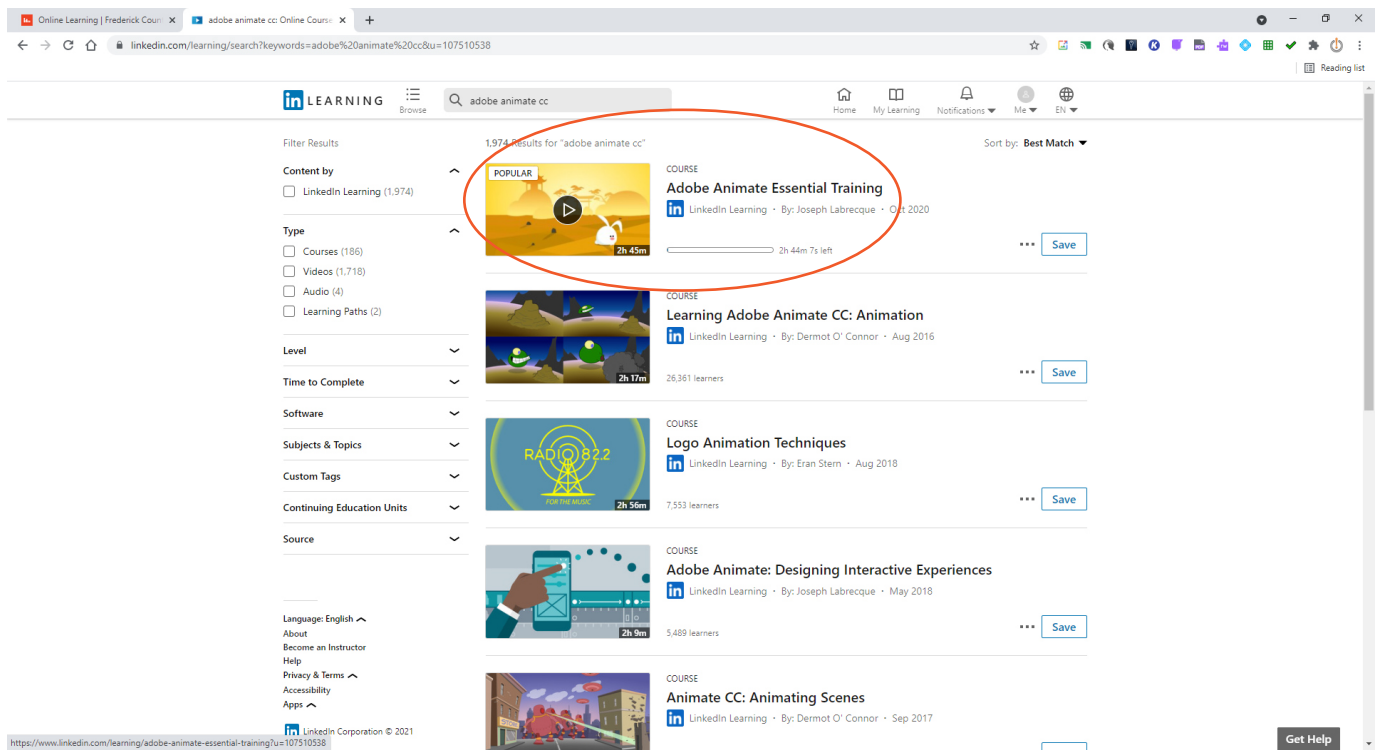
Below the search results, there is a section titled "Top picks for you" with five course cards:

- Introduction to Graphic Design** by Tony Hamer (4h 32m)
- Adobe Animate Essential Training** by Joseph Labrecque (2h 45m)
- Animation Foundations: Fundamentals** by George Maestri (42m)
- Social Media for Graphic Designers** by Von Gitschka (6h 18m)
- Learning Adobe Animation** by Dermot O'Connell (6h 18m)

# > how to access LinkedIn Learning Adobe CC tutorial

## > step 8: select specific tutorial designated by instructor

- Animate  
    Adobe Animate Essential Training by Joseph Labrecque
- Illustrator  
    Illustrator 2021 Essential Training by Tony Harmer
- Photoshop  
    Photoshop 2021 Essential Training by Julieanne Kost



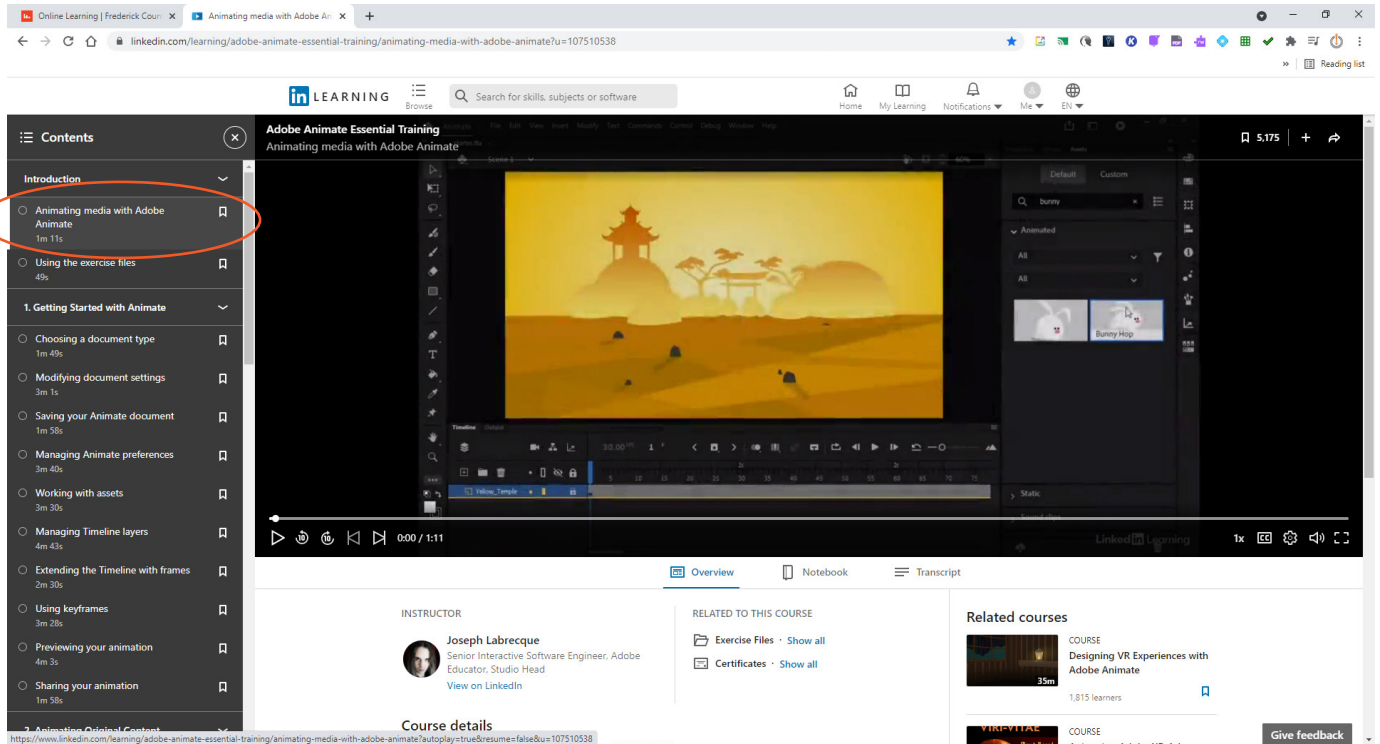
The screenshot shows the LinkedIn Learning interface with search results for "adobe animate cc". The search bar at the top contains "adobe animate cc" and shows "1,971 Results for 'adobe animate cc'". The results are sorted by "Best Match". The first result, "Adobe Animate Essential Training" by Joseph Labrecque, is circled in red. It is a course with a duration of 2h 45m and 2h 44m 7s left. Other visible results include "Learning Adobe Animate CC: Animation" by Dermot O' Connor (26,361 learners), "Logo Animation Techniques" by Eran Stern (7,553 learners), "Adobe Animate: Designing Interactive Experiences" by Joseph Labrecque (5,489 learners), and "Animate CC: Animating Scenes" by Dermot O' Connor (Sep 2017).

# > how to access LinkedIn Learning Adobe CC tutorial

## > step 9: begin selected video tutorial series

- videos are organized by chapters in a menu on the left

**IMPORTANT!**- make sure you follow the lesson plan for which videos to skip



The screenshot displays the LinkedIn Learning interface for the course "Adobe Animate Essential Training: Animating media with Adobe Animate". The left-hand navigation pane shows a "Contents" menu with the following items:

- Introduction
- Animating media with Adobe Animate (1m 11s) - **Selected**
- Using the exercise files (49s)
- 1. Getting Started with Animate
  - Choosing a document type (1m 49s)
  - Modifying document settings (3m 1s)
  - Saving your Animate document (1m 58s)
  - Managing Animate preferences (3m 40s)
  - Working with assets (3m 30s)
  - Managing Timeline layers (4m 43s)
  - Extending the Timeline with frames (2m 30s)
  - Using keyframes (3m 28s)
  - Previewing your animation (4m 3s)
  - Sharing your animation (1m 58s)
- 2. Animating Original Content

The main video player shows a scene from the tutorial with a yellow background and a pagoda. The video is at 0:00 / 1:11. Below the video player, the instructor is identified as Joseph Labrecque, Senior Interactive Software Engineer at Adobe. The interface also includes sections for "RELATED TO THIS COURSE" (Exercise Files, Certificates) and "Related courses" (Designing VR Experiences with Adobe Animate).